

PSOGI International Symposium on Advanced Ovarian Cancer

Faculty

J. Spiliotis
P. Sugarbaker

**Causes, Symptoms and Treatments
Multidisciplinary Approach**

April 11th-13th 2019

Under the Auspices of



Eugenides Foundation
Athens, Greece



Final Program



Patient nutrition, evolved.

OLIMEL N9



Σειρά 3πλών ασκών
παρεντερικής διατροφής
που περιέχουν
λιπογαλάκτωμα
με βάση το ελαιόλαδο

Για πλήρεις συνταγογραφικές
πληροφορίες απευθυνθείτε
στον Κάτοχο Άδειας Κυκλοφορίας

Baxter

BAXTER (Hellas) Ε.Π.Ε.

Μαρίνου Αντύπα 47 & Ανάφης
141 21 Ν. Ηράκλειο, Αττική
Τηλ.: 210 28 80 000, Fax: 210 99 59 820

www.baxter.gr



Welcome Address

Dear friends and colleagues,

It is a great pleasure for us to welcome you to the **PSOGI International Symposium on Advanced Ovarian Cancer** in **Athens, Greece**.

Ovarian cancer remains the most lethal gynecological cancer worldwide. The cornerstone of the management is extensive meticulous surgery and sustaining chemotherapy, on the other hand in the first three years after initial treatment 50-40% of the cases are recurrent due to chemoresistance, tumor biology and residual disease from inappropriate operation.

The PSOGI Symposium is a highly specialized symposium that promises a stimulating, multi-disciplinary program aimed at providing the latest ideas and information on management of health of patients suffering from ovarian cancer.

The scientific program of the PSOGI Symposium will be a stimulating combination of cutting edge scientific knowledge and practical advice. All sessions are planned to cover diagnosis and pretreatment staging through follow-up. Evidence regarding cytoreductive surgery and perioperative chemotherapy will be presented and/or debated. After each session, audience participation will occur through voting on the proper answers to pertinent questions regarding best recommendations for patient management. A final draft concerning conclusions on diagnosis and treatment will be produced. Audience participation will be a key ingredient to the success of this event.

The Symposium will feature the most distinguished and brightest experts from around the world, who will share their compelling analysis and valuable insights. Commentaries on rendered reports on several diagnostic and frequently controversial issues will be presented, in order to generate a fruitful discussion among the participants.

Our intention at the Symposium is to create an interactive symposium that will provide a forum for the exchange of ideas and experiences through a rigorous study, to spread and help the delegates to learn innovative care models, update methodologies and to assess the resulting outcomes from around the world. It will also create an opportunity to examine how fruitful collaborations can be struck between partners at local, national and international levels and to build systems that seamlessly provide care for the whole community, including people with complex care needs. The symposium will facilitate both scientific and human exchange.

We are happy to welcome you in Athens and we wish you a pleasant stay!!!

Symposium Chairmen

Spiliotis J.

Surgical Oncologist,
Director and Chairman of the Peritoneal
Surface Malignancy Unit, European
Interbalkan Medical Center Thessaloniki,
Athens Medical Center, Athens, Greece

Sugarbaker P.

Medical Director, Center for Gastrointestinal
Malignancies, Chief, Program in Peritoneal Sur-
face Oncology, MedStar Washington Hospital
Center, Washington, DC, USA



PSOGI International Symposium on Advanced Ovarian Cancer

Causes, Symptoms and Treatments Multidisciplinary Approach



Symposium Chairmen

Spiliotis J. (Greece)
Sugarbaker P. (USA)

Organizing Committee

Spiliotis J.
Classe J.M.
Deraco M.
Kecmanovic D.
Kopanakis N.

Scientific Committee

Sugarbaker P.
Kalogiannidis J.
Lo Dico R.
Sammartino P.
Sioulas V.

Local Advisory Committee

Akrivos N.
Andreadis Ch.
Aravantinos G.
Baka S.
Barbounis V.
Boutis A.
Christofylakis Ch.
Christopoulou A.
Efstathiou E.
Emmanouilides Ch.
Farmakis D.
Fassas Ath.

Ferfelis M.
Floros Th.
Georgoulas V.
Iavazzo Ch.
Kalles V.
Kalogiannidis I.
Karamouzis M.
Katirtzoglou N.
Kontovinis L.
Kopanakis N.
Kyriazanos I.
Lazarakis A.

Lianos E.
Matheos D.
Metaxas Th.
Nikolaou M.
Raptis A.
Sioulas V.
Stamou K.
Strimpakos A.
Tentes A.-A.
Varthalitis J.
Vorgias G.



International Advisory Committee

Akrivos N. (Greece)
 Ansaloni L. (Italy)
 Bakrin N. (France)
 Bereder J.M. (France)
 Canbay E. (Turkey)
 Cellen W. (Belgium)
 Classe J.M. (France)
 Deraco M. (Italy)
 Emmanouilides Ch. (Greece)
 Eveno C. (France)
 Fagotti A. (Italy)
 Fotopoulou Ch. (UK)

Gladieff L. (France)
 Goere D. (France)
 Hilaris G. (Greece)
 Kecmanovic D. (Serbia)
 Kitayama J. (Japan)
 Kyriazanos I. (Greece)
 Li Y. (China)
 Lo Dico R. (France)
 Morris D. (Australia)
 Nissan A. (Israel)
 Panoskaltis T. (Greece)
 Papakonstantinou K. (Greece)

Quadros C. (Brazil)
 Quenet F. (France)
 Sammartino P. (Italy)
 Sgarbura O. (France)
 Spiliotis J. (Greece)
 Stamou K. (Greece)
 Sugarbaker P. (USA)
 Teo M. (Singapore)
 Vaira M. (Italy)
 Verwaal V. (Denmark)
 Yonemura Y. (Japan)

International Steering Committee

Afsar B. (Turkey)
 Ansaloni L. (Italy)
 Bartlett D. (USA)
 Bereder J.M. (France)
 Bibeau F. (France)
 Billard V. (France)
 Canbay E. (Turkey)
 Ceelen W. (Belgium)
 Chive L. (Spain)
 Classe J.M. (France)
 Deraco M. (Italy)
 Du Bois A. (Germany)
 Eveno C. (France)
 Fagotti A. (Italy)
 Freyer G. (France)

Fotopoulou Ch. (UK)
 Gladieff L. (France)
 Glehen M. (France)
 Goere D. (France)
 Kecmanovic D. (Serbia)
 Kitayama J. (Japan)
 Koole S. (Netherlands)
 Li Y. (China)
 Lo Dico R. (France)
 Moran B. (UK)
 Moreno S.G. (Spain)
 Morris D. (Australia)
 Nissan A. (Israel)
 Passot G. (France)
 Piso P. (Germany)

Pocard M. (France)
 Quadros C. (Brazil)
 Quenet F. (France)
 Rau B. (Germany)
 Rousset P. (France)
 Sammartino P. (Italy)
 Sgarbura O. (France)
 Spiliotis J. (Greece)
 Sugarbaker P. (USA)
 Topgul K. (Turkey)
 Vergote I. (Belgium)
 Verwaal V. (Denmark)
 Yonemura Y. (Japan)




PSOGI International Symposium on Advanced Ovarian Cancer

Causes, Symptoms and Treatments Multidisciplinary Approach



Faculty

Akrivos N. (Greece)	Hilaris G. (Greece)	Papadimitriou Ch. (Greece)
Arjona Sanchez A. (Spain)	Iavazzo Ch. (Greece)	Papakonstantinou K. (Greece)
Bakouras N. (Greece)	Kalles V. (Greece)	Raptis A. (Greece)
Bakrin N. (France)	Kalogiannidis I. (Greece)	Sammartino P. (Italy)
Botsolis K. (Greece)	Kopanakis N. (Greece)	Sioulas V. (Greece)
Christopoulou A. (Greece)	Kyriazanos I. (Greece)	Spiliotis J. (Greece)
Classe J.M. (France)	Kyriazi St. (Greece)	Stamou K. (Greece)
Deraco M. (Italy)	Larentzakis A. (Greece)	Sugarbaker P. (USA)
Efstathiou E. (Greece)	Li Y. (China)	Tentes A.-A. (Greece)
Emmanouilides Ch. (Greece)	Lianos E. (Greece)	Topgul K. (Turkey)
Fagotti A. (Italy)	Lo Dico R. (France)	Tsiatas M. (Greece)
Farmakis D. (Greece)	Metaxas Th. (Greece)	Van Driel W. (Netherlands)
Floros Th. (Greece)	Nissan A. (Israel)	Vizza E. (Italy)



Thursday, April 11th 2019

16:30

Registrations

17:30 - 17:50

LECTURE

Chairmen: **A. Raptis** (Greece), **M. Tsiatas** (Greece)

Imaging algorithm in PC from ovarian cancer

St. Kyriazi (Greece)

17:50 - 18:50

ROUND TABLE

MEDICAL ONCOLOGISTS' OPINION ON OVARIAN CANCER

Chairmen: **M. Tsiatas** (Greece), **A. Christopoulou** (Greece)

The role of PARP inhibitory

E. Lianos (Greece)

The role of immunotherapy in advanced ovarian cancer

M. Tsiatas (Greece)

Genetic aspects of epithelial ovarian cancer. Clinical implications

Ch. Emmanouilides (Greece)

18:50 - 19:10

Coffee Break

19:10 - 19:30

LECTURE

Chairmen: **Ch. Iavazzo** (Greece), **V. Kalles** (Greece)

Laparoscopy staging in advanced ovarian cancer

A. Fagotti (Italy)

19:30 - 19:50

LECTURE

Chairmen: **P. Sammartino** (Italy), **A. Raptis** (Greece)

How Biology and Genetics influence ovarian cancer prognosis and therapy

E. Vizza (Italy)



PSOGI International Symposium on Advanced Ovarian Cancer

Causes, Symptoms and Treatments Multidisciplinary Approach



Thursday, April 11th 2019

19:50 - 20:10

LECTURE

Chairmen: **K. Topgul** (Turkey), **I. Kalogiannidis** (Greece)

Protocols in management of ovarian cancer

R. Lo Dico (France)

20:10 - 20:30

LECTURE

Chairmen: **N. Akrivos** (Greece), **V. Sioulas** (Greece)

Management of borderline ovarian tumors with peritoneal implants

I. Kalogiannidis (Greece)

20:30 - 20:50

LECTURE

Chairmen: **J. Spiliotis** (Greece), **P. Sammartino** (Italy)

PIPAC in management of peritoneal metastasis

K. Topgul (Turkey)

20:50 - 21:10

LECTURE

Chairmen: **P. Sugarbaker** (USA), **Y. Li** (China)

HIPEC for ovarian cancer, an update

J. Spiliotis (Greece)

21:10

OPENING CEREMONY

[Welcome Addresses](#)

P. Sugarbaker (USA)

J. Spiliotis (Greece)

M. Deraco (Italy)

[European School of Peritoneal Surface Oncology \(ESPSO\) - Certificates](#)

21:30

Welcome Cocktail



Friday, April 12th 2019

08:30 - 09:30

Oral Presentations

Chairmen: **D. Farmakis** (Greece), **T. Metaxas** (Greece)

O01

**CYTOREDUCTION PLUS HIPEC IN ADVANCED OVARIAN CANCER:
10-YEAR EXPERIENCE OF THE NAVAL AND VETERANS HOSPITAL OF ATHENS**

Papageorgiou D., Kyriazanos I., **Kalles V.**, Zoulamoglou M., Deskou E., Stamos N., Ivros N.

Department of Surgery, Naval and Veterans Hospital of Athens, Greece

O02

**CYTOREDUCTIVE SURGERY AND HIPEC IN COMBINED TREATMENT OF
OVARIAN CANCER. A SINGLE CENTER EXPERIENCE IN UKRAINE**

Fetsych M., Yarema R., Volodko N., Fetsych T.

The Danylo Halytsky Lviv National Medical University, Department of Oncology and Medical Radiology, Lviv

O03

SPLENECTOMY DURING CYTOREDUCTIVE SURGERY FOR OVARIAN CANCER

Kouostas P.¹, Ntinis A.¹, Kopanakis N.², Metaxas T.¹, Farmakis D.¹, Efstathiou E.², Spiliotis J.^{1,2}

¹*Department of Peritoneal Metastasis Unit, Athens Medical Center, Greece*

²*Department of Peritoneal Metastasis Unit, European Interbalkan Medical Center, Thessaloniki, Greece*

³*Department of Surgery, Metaxa Cancer Hospital, Piraeus, Greece*

O04

**COMBINED TREATMENT FOR OVARIAN CANCER AND THE ROLE OF HIPEC:
ONE SIZE FITS FOR ALL?**

Vaira M.¹, Valabrega G.², Marocco F.³, Robella M.¹, Borsano A.¹, Mittica G.², Giannone G.², Tuninetti V.², Ponzone R.², De Simone M.¹

¹*Unit of Surgical Oncology, Candiolo Cancer Institute, Candiolo, Italy*

²*Medical Oncology Department, Candiolo Cancer Institute, Candiolo, Italy*

³*Unit of Gynecological Oncology, Candiolo Cancer Institute, Candiolo, Italy*

09:30 - 09:50

LECTURE

Chairmen: **N. Akrivos** (Greece), **N. Bakouras** (Greece)

Organ sparing cytoreductive surgery in ovarian cancer

I. Kyriazanos (Greece)

09:50 - 10:10

LECTURE

Chairmen: **J. Spiliotis** (Greece), **A. Arjona Sanchez** (Spain)

Neoadjuvant chemotherapy approaches in advanced primary ovarian cancer.
When does it make sense?

Ch. Papadimitriou (Greece)



Friday, April 12th 2019

10:10 - 11:10

ROUND TABLE

SURGICAL ONCOLOGISTS' OPINION ON OVARIAN CANCER

Chairmen: **I. Kyriazanos** (Greece), **A. Larentzakis** (Greece)

Surgery for advanced ovarian cancer where and when should stop
K. Stamou (Greece)

Advanced ovarian cancer surgical management
A. Nissan (Israel)

Advanced ovarian cancer: Urgent surgical approach
N. Kopanakis (Greece)

11:10 - 11:30

Coffee Break

11:30 - 11:50

LECTURE

Chairmen: **N. Kopanakis** (Greece), **P. Sammartino** (Italy)

CRS and HIPEC by minimally invasive approach in primary peritoneal carcinomatosis from ovarian cancer, a new point of view
A. Arjona Sanchez (Spain)

11:50 - 12:10

LECTURE

Chairmen: **I. Kyriazanos** (Greece), **A. Larentzakis** (Greece)

Serous Papillary Peritoneal Carcinoma (SPPC)
M. Deraco (Italy)

12:10 - 12:30

LECTURE

Chairmen: **N. Kopanakis** (Greece), **G. Hilaris** (Greece)

Primary debulking surgery versus Interval debulking surgery after neo-adjuvant chemotherapy for patients with high-grade serous ovarian, fallopian tube and primary peritoneal cancer and diffuse peritoneal metastases. Outcome in selected patients in both treatment groups receiving peritonectomy procedures plus HIPEC
P. Sammartino (Italy)

12:30 - 14:30

Light Lunch



Friday, April 12th 2019

14:30 - 15:30

Ovarian Cancer Case Presentations

Panelists: **P. Sugarbaker** (USA), **Y. Li** (China), **R. Lo Dico** (France),
A. Nissan (Israel), **W. Van Driel** (Netherlands)

C01

**DIAGNOSTIC APPROACH AND MANAGEMENT OF A YOUNG WOMAN WITH
SALPINGEAL CARCINOMA MIMICKING BILATERAL SALPINGITIS**

V. Psomiadou, C. Iavazzo

Department of Gynecologic Oncology, Metaxa Cancer Hospital, Piraeus, Greece

C02

**HIPEC AND CYTOREDUCTIVE SURGERY IN A PATIENT WITH RECURRENCE
OF OVARIAN CANCER AFTER FIRST DEBULKING SURGERY AND ADJUVANT
CHEMOTHERAPY**

A. Fotiou, C. Iavazzo

Department of Gynecologic Oncology, Metaxa Cancer Hospital, Piraeus, Greece

15:30 - 16:30

SURVEY

Chairmen: **A. Christopoulou** (Greece), **Ch. Emmanouilides** (Greece)

Surgical Oncology

N. Kopanakis (Greece)

Gynecological Oncology

Ch. Iavazzo (Greece)

Medical Oncology

M. Tsiatas (Greece)

Discussion

16:30 - 16:50

LECTURE

Chairmen: **I. Kalogiannidis** (Greece), **M. Tsiatas** (Greece)

Chemotherapy every 3 or every 1 week as first line treatment

Th. Floros (Greece)

16:50 - 17:10

LECTURE

Chairmen: **N. Bakouras** (Greece), **Ch. Emmanouilides** (Greece)

The role of targeted therapies in ovarian cancer

A. Christopoulou (Greece)

17:10 - 17:30

Coffee Break



PSOGI International Symposium on Advanced Ovarian Cancer

Causes, Symptoms and Treatments Multidisciplinary Approach



Friday, April 12th 2019

17:30 - 17:50

LECTURE

Chairmen: **J. Spiliotis** (Greece), **N. Bakrin** (France)

Role of HIPEC in recurrent ovarian cancer

J.M. Classe (France)

17:50 - 18:10

LECTURE

Chairmen: **A. Raptis** (Greece), **A. Christopoulou** (Greece)

New frontiers in the management of advanced ovarian cancer

K. Botsolis (Greece)

18:10 - 18:30

LECTURE

Chairmen: **N. Kopanakis** (Greece), **K. Topgul** (Turkey)

Timing for HIPEC

J. Spiliotis (Greece)

18:30 - 18:50

LECTURE

Chairmen: **A.-A. Tentis** (Greece), **J. Spiliotis** (Greece)

Management of peritoneal metastases from ovarian cancer, a historical perspective

P. Sugarbaker (USA)



Saturday, April 13th 2019

08:30 - 09:30

Oral Presentations

Chairmen: **I. Kyriazanos** (Greece), **V. Kalles** (Greece)

O05

**PRIMARY PERITONEAL SEROUS PAPILLARY CANCER (PPSPC):
A RETROSPECTIVE STUDY FROM A TERTIARY CENTRE**

Iavazzo C., Blontzos N., **Vafias E.**, Psomiadou V., Vorgias G., Kalinoglou N.
Gynaecological Oncology Department, Metaxa Cancer Hospital, Piraeus, Greece

O06

**PROGNOSTIC VALUE OF METASTATIC LYMPH NODES IN ADVANCED OVARIAN
CANCER**

Tentes A.A.¹, Panoskaltzis T.^{1,2}, Pallas N.¹, **Karamveri C.**¹, Kyziridis D.³, Hristakis C.³,
Kiriakopoulos V.¹, Kalakonas A.³, Vaikos D.³, Tzavara C.⁴, Papadimitriou C.⁵

¹*Department of Surgical Oncology, Peritoneal Surface Malignancy Program, Metropolitan
Hospital, N. Faliro, Athens, Greece*

²*Gynaecological Oncology Unit, 2nd Academic Department of Obstetrics and Gynaecology,
Aretaieion Hospital, National and Kapodistrian University of Athens, Greece*

³*Department of Surgical Oncology, Peritoneal Surface Malignancy Program, Euromedica
Kyanous Stavros, Thessaloniki, Greece*

⁴*Centre for Health Services Research, Department of Hygiene, Epidemiology and Medical
Statistics, School of Medicine, National and Kapodistrian University of Athens, Greece*

⁵*Oncology Unit, 2nd Department of Surgery, Aretaieion Hospital, National and Kapodistrian
University of Athens, Greece*

O07

RESIDUAL OR RECURRENT OVARIAN CANCER: DIFFERENCE IN PROGNOSIS?

Iavazzo C.¹, Kopanakis N.², Christopoulou A.³, Spiliotis J.^{4,5}

¹*Gynaecological Oncology Department, Metaxa Cancer Hospital, Piraeus, Greece*

²*Surgical Oncology Department, Metaxa Cancer Hospital, Piraeus, Greece*

³*Medical Oncology Department Saint Andrews Hospital, Patra, Greece*

⁴*Surgical Oncology and HIPEC Department, Athens Medical Center, Athens, Greece*

⁵*Surgical Oncology and HIPEC Department, European Interbalkan Medical Center, Thessaloniki,
Greece*

O08

**SEVERE HYPERNATRAEMIA FOLLOWING SODIUM THIOSULFATE IN
PERITONEAL CARCINOMATOSIS CYTOREDUCTIVE SURGERY AND
HYPERTHERMIC INTRAPERITONEAL CHEMOTHERAPY**

Tse A., Amin T., Al Shahrani M., Sarkar A., Alzahrani N., Liauw W., Morris D.
University of New South Wales, St. George Public Hospital, Sydney, Australia



Saturday, April 13th 2019

09:30 - 10:30

ROUND TABLE

GYNECOLOGICAL ONCOLOGISTS' OPINION ON OVARIAN CANCER

Chairmen: **V. Sioulas** (Greece), **D. Farmakis** (Greece)

Lymphadenectomy in ovarian cancer. A technical gimmick or true clinical value
N. Akrivos (Greece)

Risk reducing surgery for patients at hereditary risk for ovarian cancer
V. Sioulas (Greece)

Indications for HIPEC in treatment of ovarian carcinoma
W. Van Driel (Netherlands)

10:30 - 10:50

Coffee Break

10:50 - 11:10

LECTURE

Chairmen: **J.M. Classe** (France), **K. Papakonstantinou** (Greece)

Prognosis factors associated to early relapse after complete CRS and HIPEC in ovarian peritoneal carcinomatosis
N. Bakrin (France)

11:10 - 11:30

LECTURE

Chairmen: **I. Kyriazanos** (Greece), **Th. Metaxas** (Greece)

Why are we failing to cure ovarian cancer?
K. Papakonstantinou (Greece)

11:30 - 11:50

LECTURE

Chairmen: **J. Spiliotis** (Greece), **M. Deraco** (Italy)

CRS+HIPEC to treat ovarian cancer: Practice changing in China
Y. Li (China)

11:50 - 12:10

LECTURE

Chairmen: **N. Kopanakis** (Greece), **N. Bakouras** (Greece)


HIPEC Morbidity / Mortality
E. Efstathiou (Greece)

12:10 - 13:30

MEET THE EXPERTS

13:30

Conclusions



Index of Speakers

Akrivos Nikos

RCOG/ESGO Gynaecological Oncologist,
National and Kapodistrian University of Athens,
Greece

Arjona Sanchez Alvaro

Oncological and Transplant Surgeon,
Unit of Surgical Oncology,
University Hospital Reina Sofia, Cordoba, Spain

Bakouras Nikolaos

Anaesthesiologist, Athens, Greece

Bakrin Naoual

Surgeon, Department of General and
Oncologic Surgery, Centre Hospitalier Lyon Sud
Hospices Civils de Lyon, France

Botsolis Konstantinos

Consultant in Medical Oncology,
European Interbalkan Medical Center,
Thessaloniki, Greece

Christopoulou Athina

Medical Oncologist, Director in the Oncology Unit
St. Andrews General Hospital of Patras, Greece

Classe Jean-Marc

Professor in Oncology, Institute of Cancer
Research in Western France

Deraco Marcello

Director of the Peritoneal Surface Malignancies Unit,
Fondazione IRCCS Istituto Nazionale dei Tumori,
Milan, Italy

Efstathiou Elias

Surgical Oncology, 1st Surgical Department
Metaxa Cancer Hospital of Piraeus, Greece

Emmanouilides Christos

Medical Oncologist, (f) Assoc. Professor UCLA
European Interbalkan Medical Center,
Thessaloniki, Greece

Fagotti Anna

Assoc. Professor, IRCCS Fondazione Policlinico
Universitario Agostino Gemelli, Rome, Italy

Farmakis Dimitrios

Consultant, 1st Surgical Department,
424 General Military Hospital, Thessaloniki, Greece

Floros Theofanis

Commander HN, Medical Oncologist,
Naval and Veterans Hospital of Athens, Oncology
Department, Henri Dunant Hospital Center,
1st Oncology Department, Athens, Greece

Hilaris Georgios

Director, 2nd Department of Gynecologic
Oncology, Hygeia Hospital, Athens, Greece,
Adj. Clinical Faculty, Division of Gynecologic
Oncology, Stanford University Hospital,
California, USA

Iavazzo Christos

Consultant Gynaecologist Oncologist,
Metaxa Cancer Hospital of Piraeus, Greece

Kalles Vasileios

General Surgery Trainee,
Department of Surgery, Naval and Veterans
Hospital of Athens, Greece

Kalogiannidis Ioannis

Assist. Professor of Obstetrics Gynaecology,
Aristotle University of Thessaloniki,
3rd Department of Obstetrics and Gynaecology
Hippokratation General Hospital, Thessaloniki, Greece

Kopanakis Nikolaos

Surgeon, Metaxa Cancer Hospital of Piraeus,
Greece

Kyriazanos Ioannis

Surgeon, Head 1st Department of Surgery
Naval and Veterans Hospital of Athens, Greece

Kyriazi Stavroula

Consultant Radiologist, CT and MRI Department,
Athens Medical Center, Greece



Index of Speakers

Larentzakis Andreas

Surgeon - Peritoneal Surface Surgical Oncology,
1st Department of Propaedeutic Surgery, Athens
Medical School, National and Kapodistrian
University of Athens, Hippokratation General Hospital
of Athens, Greece

Li Yan

Surgical Oncologist, Chief, Department of Peritoneal
Cancer Surgery, Beijing Shijitan Hospital, Capital
Medical University, Beijing, China

Lianos Evangelos

Medical Oncologist, Consultant in Medical
Oncology Department, Metaxa Cancer Hospital
of Piraeus, Greece

Lo Dico Rea

Digestive and Oncological Surgeon,
Department of Digestive, Oncological and
Endocrine Surgery - Saint Louis / Lariboisière
Hospitals, Paris, France

Metaxas Theodoros

Surgical Oncologist, Peritoneal Surface Malignancy
Unit, European Interbalkan Medical Center,
Thessaloniki, Greece

Nissan Aviram

Professor and Chief, Department of General and
Oncological Surgery - Surgery C, The Chaim Sheba
Medical Center, Tel Hashomer, Israel

Papadimitriou Christos

Professor of Clinical Therapeutics,
Head, Oncology Unit, National and Kapodistrian
University of Athens Medical School, Aretaieion
Hospital, Greece

Papakonstantinou Katerina

Gynaecologist-Clinical Fellow in Gynecologic
Oncology, Vice Director Gynaecological Department
Naval and Veterans Hospital of Athens, Greece

Raptis Apostolos

General Surgeon, Athens Medical Center
and Doctors' Hospital, Athens, Greece

Sammartino Paolo

Assoc. Professor of General Surgery, Department
Pietro Valdoni, Sapienza University of Rome, Italy

Sioulas Vasileios

Gynecologic Oncologist, Department of
Gynecologic Oncology, Mitera Hospital, Athens,
Greece

Spiliotis John

Surgical Oncologist, Director and Chairman of
the Peritoneal Surface Malignancy Unit, European
Interbalkan Medical Center, Thessaloniki,
Athens Medical Center, Greece

Stamou Konstantinos

Director 2nd Department of Surgery,
Mitera Hospital, Athens, Greece

Sugarbaker Paul

Medical Director, Center for Gastrointestinal
Malignancies, Chief Program in Peritoneal Surface
Oncology, MedStar Washington Hospital Center,
Washington, DC, USA

Tentes Antonios-Apostolos

Surgeon, Director of the Surgical Department,
Metropolitan Hospital, Neo Faliro and Euromedica
Kyanous Stavros, Thessaloniki, Greece

Topgul Koray

Professor - Doctor of General Surgery, Anadolu
Medical Center, Turkey

Tsiatas Marinós

Medical Oncologist, Athens Medical Center HeCOG
Immuno-Oncology Group Coordinator, Greece

Van Driel Willemien

Gynaecologic Oncologist CGOA, Netherlands
Cancer Institute - Antoni Van Leenwenhoek,
Amsterdam, Netherlands

Vizza Enrico

Director of the Department of Surgical Oncology
Gynecologic Oncology, IRCCS Regina Elena National
Cancer Institute, Rome, Italy

Case Studies & Oral Presentations





Case Studies

CO1 DIAGNOSTIC APPROACH AND MANAGEMENT OF A YOUNG WOMAN WITH SALPINGEAL CARCINOMA MIMICKING BILATERAL SALPINGITIS

Psomiadou V., Iavazzo C.

Department of Gynecologic Oncology, Metaxa Cancer Hospital, Piraeus, Greece

Background: Primary fallopian tube carcinoma (PFTC) is a very rare gynecologic malignant tumor accounting for approximately 0.14-1.8% of female genital malignancies. More than 60% of cases occur in postmenopausal women, with a mean age of 55 years. Due to nonspecific symptoms, the diagnosis is often mistaken for an ovarian carcinoma or a tube-ovarian mass. The aim of our presentation is to report an interesting case of tubal cancer diagnosed in a nullipare patient

Methods: A 26-year old premenopausal patient presented with a 15-day history of mesocycle vaginal bleeding and lower abdominal pain, with multiple abdominopelvic masses, detected through pelvic ultrasound.

Results: Exploratory laparotomy was performed, and one of the tumors was diagnosed as a primary fallopian tube carcinoma (PFTC), as well as bilateral salpingitis' formations. The patient underwent complete debulking after informed consent. Pathology revealed a stage 1A2 serous tubal carcinoma. After MDT's discussion, the patient received adjuvant chemotherapy. Sixteen months after initial surgery, the patient in excellent condition.

Conclusion: Tubal cancer is extremely rare in young patients, however it should be considered in the differential diagnosis of pelvic masses.



Case Studies

CO2

HIPEC AND CYTOREDUCTIVE SURGERY IN A PATIENT WITH RECURRENCE OF OVARIAN CANCER AFTER FIRST DEBULKING SURGERY AND ADJUVANT CHEMOTHERAPY

Fotiou A., Iavazzo C.

Department of Gynecologic Oncology, Metaxa Cancer Hospital, Piraeus, Greece

Background: Ovarian cancer is the most lethal gynecologic malignancy worldwide and is plagued by high recurrence rate. Cytoreductive surgery and adjuvant chemotherapy is considered the gold standard treatment for advanced ovarian cancer patients. HIPEC is an option for patients with peritoneal and recurrent disease.

Aim: We intend to present a case of a patient with recurrent ovarian cancer managed initially with primary debulking surgery and adjuvant chemotherapy and afterwards with second cytoreductive surgery and HIPEC.

Presentation of case: A 49 years old patient referred to our clinic for ovarian cancer treatment. Total abdominal hysterectomy, omentectomy, splenectomy, distal pancreatectomy, extended right colectomy and partial peritonectomy were performed. Adjuvant chemotherapy with carboplatin and paclitaxel was applied. 3 months after completion of chemotherapy, she was diagnosed with recurrence. She underwent second cytoreductive surgery and HIPEC. 3 months after her second surgery she presented with new recurrence; this time to the para-aortic lymph nodes and the Haller tripod's lymph nodes.

Conclusion: Complete cytoreduction is the gold standard treatment for advanced ovarian cancer. Several studies have shown the utility of HIPEC in patients with advanced ovarian cancer with peritoneal metastases regarding disease free survival rate after extended debulking surgery.



Oral Presentations

O01

CYTOREDUCTION PLUS HIPEC IN ADVANCED OVARIAN CANCER: 10-YEAR EXPERIENCE OF THE NAVAL AND VETERANS HOSPITAL OF ATHENS

Papageorgiou D., Kyriazanos I., **Kalles V.**, Zoulamoglou M., Deskou E., Stamos N., Ivros N.

Department of Surgery, Naval and Veterans Hospital of Athens, Greece

Objectives: Ovarian cancer is the most common cause of gynecological malignancy mortality in the western world. Hyperthermic intraperitoneal chemotherapy is a method of locoregional treatment that has recently been applied to selected patients. The present study presents the 10-year experience of our department in the use of cytoreductive surgery in combination with hyperthermic intraperitoneal chemotherapy in patients with advanced stage ovarian cancer.

Methods: From 2009 to 2018, 30 patients with an average age of 56.6 years (37-78 years) underwent cytoreductive surgery and hyperthermic intraperitoneal chemotherapy for ovarian cancer. In 9 cases, interval cytoreductive surgery was performed, and in 21 cases it was performed for tumor recurrence. Outcomes were evaluated by recording the complications and mortality of the method, as well as disease-free survival and overall survival of patients.

Results: The mean intraoperative PCI score was 19 (2-39). The mean operation time was 318 minutes (180 – 490). Optimal cytoreduction (CC-0/1) was achieved in 29 cases. In 1 case CC-2 was conducted. The mean postoperative ICU stay was 1.6 days, and the mean postoperative hospital stay was 21.6 days (9 – 45). Severe (Grade III/IV) complications were documented in 8 cases (26.7%), and three patients underwent a reoperation for intra-abdominal bleeding and intra-abdominal collection, respectively. There was one case of postoperative mortality (3,3%). The mean follow-up period was 28.4 months. The median disease – free survival was 24 months for the interval CRS group, and 17 months for the recurrence group, whereas the median overall survival was 42 months for both groups.

Conclusion: The implementation of CRS and HIPEC for peritoneal carcinomatosis is a safe option, in a certified center for the treatment of peritoneal surface malignancy. Our results indicate a benefit in terms of disease - free and overall survival in patients undergoing CRS and HIPEC, however the small sample and low number of events inhibit an analysis that would provide safe conclusions at present.

O02

CYTOREDUCTIVE SURGERY AND HIPEC IN COMBINED TREATMENT OF OVARIAN CANCER. A SINGLE CENTER EXPERIENCE IN UKRAINE

Fetsych M., Yarema R., Volodko N., Fetsych T.

The Danylo Halytsky Lviv National Medical University, Department of Oncology and Medical Radiology, Lviv

Background: During the last decades oncologists observe improving of recurrent-free and overall survival of patients with ovarian cancer. This became possible by changing surgical paradigm to achieve full or optimal cytoreduction both during primary surgical operation and treatment of residual or recurrent cancer process. In certain groups of patients can be used hyperthermic intraperitoneal chemotherapy (HIPEC) and systemic chemotherapy. However, indications and effectiveness of these methods require scrupulous research. Our aim was to investigate the effectiveness of combined treatment using cytoreductive



Oral Presentations

surgery (CRS), HIPEC and systemic chemotherapy for treatment of ovarian cancer patients with peritoneal metastasis and explore prognostic factors in these patients.

Material and Methods: The analysis of the effectiveness of cytoreductive surgery, HIPEC and systemic chemotherapy in the combined treatment of 59 patients with ovarian cancer and peritoneal carcinomatosis (49 patients with recurrent ovarian cancer and 10 patients with primary ovarian cancer). HIPEC was conducted in a “closed” procedure using cisplatin or cisplatin in combination with doxorubicin.

Results: Postoperative surgical complications developed in 22% of patients, 60-day postoperative mortality was 6.8%. The disease-free and overall median survival of patients was 13.9 months and 30.2 months, respectively. Within univariate analysis of the likely impact on survival characterized by the following factors: the presence of ascites, chemosensitivity and duration of disease-free period in patients with recurrent ovarian cancer, peritoneal cancer index, completeness of cytoreduction and presence of extraperitoneal metastases. (Tab. 1)

Tab. 1

Index	Overall median survival	95%CI	p
Primary ovarian cancer	29 ± 1,6	25,9-32,03	0,12
Reccurent ovarian cancer	19 ± 2,4	14,2-23,8	
Ascites	3 ± 0,8	1,5-4,5	0,003
No ascites	23,5 ± 3,0	17,6-29,4	
Chemo-sensitive reccurence (>6 months)	21 ± 1,7	17,6-24,4	0,001
Chemo-resistant reccurence (<6 months)	12 ± 2,7	6,6-17,4	
Dissease-free before CRS+ HIPEC			0,002
0-6 months	12 ± 2,7	6,8-17,2	
7-12 months	21 ± 4,5	12,2-29,8	
> 12 months	25 ± 2,8	19,4-30,6	
Peritoneal cancer index PCI			0,002
0-10	27 ± 1,5	24,1-29,9	
11-20	21 ± 2,0	17,1-24,9	
>20	11 ± 3,4	4,4-17,6	
Completeness of cytoreduction			0,008
CC-0	25 ± 3,4	18,4-31,6	
CC-1	20,5 ± 5,2	10,3-30,7	
CC-2, CC-3	8,5 ± 3,2	4,3-15,6	
Lymph metastasis	19 ± 6,4	6,5-31,6	0,05
No lymph metastasis	21 ± 4,1	12,9-29,1	
Extraperitoneal metastasis	19 ± 6,9	5,4-32,6	0,04
No extraperitoneal metastasis	21 ± 5,0	11,1-30,9	

Conclusions: The use of aggressive combined treatment of ovarian cancer with peritoneal carcinomatosis using cytoreductive surgery and HIPEC demonstrates acceptable immediate results and promising survival rates of patients.

Keywords: ovarian cancer, cytoreductive surgery, HIPEC



Oral Presentations

O03

SPLENECTOMY DURING CYTOREDUCTIVE SURGERY FOR OVARIAN CANCER

Koustas P.¹, Ntinias A.¹, Kopanakis N.², Metaxas T.¹, Farmakis D.¹, Efstathiou E.², Spiliotis J.^{1,2}

¹Department of Peritoneal Metastasis Unit, Athens Medical Center, Greece

²Department of Peritoneal Metastasis Unit, European Interbalkan Medical Center, Thessaloniki, Greece

³Department of Surgery, Metaxa Cancer Hospital, Piraeus, Greece

Introduction: Splenic metastasis from ovarian cancer is unusual. It is well demonstrated that splenectomy alone, places the patient at significantly higher risk of overwhelming infection, compared to the normal population. In our retrospective analysis we sought to examine how splenectomy as part of cytoreductive surgery and HIPEC in ovarian cancer influences the postoperative course and affects survival.

Methods: We reviewed the cases of relapsed ovarian cancer from 2005 to 2016 and found 40 cases who had a splenectomy as a part of their cytoreductive surgery, and they were compared to 110 who did not undergo splenectomy.

Results: In the splenectomy group the mean age was 64 (44-83) years. A total of CC₀/CC₁(84%) was achieved.

The median overall survival for patients with splenectomy was 28 months versus to the no-splenectomy group that was 40 months.

Conclusions: The addition of splenectomy to cytoreductive surgery and HIPEC was feasible and safe. It appears though to have shortened survival that is seems to be unrelated to postoperative outcome.

Probably indicates more aggressive disease.

O04

COMBINED TREATMENT FOR OVARIAN CANCER AND THE ROLE OF HIPEC: ONE SIZE FITS FOR ALL?

Vaira M.¹, Valabrega G.², Marocco F.³, Robella M.¹, Borsano A.¹, Mittica G.², Giannone G.²,

Tuninetti V.², Ponzzone R.², De Simone M.¹

¹Unit of Surgical Oncology, Candiolo Cancer Institute, Candiolo, Italy

²Medical Oncology Department, Candiolo Cancer Institute, Candiolo, Italy

³Unit of Gynecological Oncology, Candiolo Cancer Institute, Candiolo, Italy

Introduction: In our Institution, the treatment of epithelial ovarian cancer (EOC) is done by integrated approach by medical, surgical and gynecological oncologists. Cytoreductive surgery (CRS) eventually associated to locoregional treatments such as HIPEC is a routine practice. Recent reports and clinical data on outcome about HIPEC have to be better clarified both on literature reports and in clinical experience.

Methods: We performed a Pubmed Search for "HIPEC" and "Ovarian Cancer". We found 156 scientific articles about the topic. After "cleaning" of off-topic papers we analyzed which variables were considered in the impact on HIPEC outcome. We then briefly describe our Institute casuistry.

Results: In recent reports, timing of HIPEC (first presentation or recurrent disease), associated to



Oral Presentations

“historical” outcome hotpoints such as completeness of cytoreduction, kind of drug and technique used, morbidity rate are updated with some new aspects: the biological features of EOC may play the same role of clinical features. The impact of monoclonal-antiangiogenesis antibodies, the emerging role of PARP inhibitors and the impact of intraperitoneal chemotherapy associated to CRS and HIPEC in BRCA positive patients must be considered for timing and indication for IP treatment. In our casuistry, we analyzed the impact of secondary cytoreductive surgery, HIPEC and chemotherapy alone in relapsed platinum sensitive ovarian cancer.

Discussion: The clinical variables need to be merged with emerging biological data, in order to purpose the HIPEC treatment to the “right” subgroups of patients.

O05

PRIMARY PERITONEAL SEROUS PAPILLARY CANCER (PPSPC): A RETROSPECTIVE STUDY FROM A TERTIARY CENTRE

Iavazzo C., Blontzos N., **Vafias E.**, Psomiadou V., Vorgias G., Kalinoglou N.

Gynaecological Oncology Department, Metaxa Cancer Hospital, Piraeus, Greece

Aim: To present a case series of patients with PPSPC focusing on the main clinical and laboratory characteristics of the disease.

Methods: Retrospective study of 19 patients with PPSPC who were managed in the Gynaecological Oncology Department of Metaxa Memorial Cancer Hospital between January 2002 and December 2017. Our electronic database and medical notes were retrospectively studied for each individual.

Results: Biomarkers’ measurement during the initial management of the patients revealed abnormal values of CA-125 for all the participants (median value 565 U/ml). HE4 (human epididymis secretory protein 4) and ratios of blood count were also measured. Perioperative peritoneal cancer index ranged from 6 to 20. Optimal debulking was achieved in 5 cases. All patients were staged as IIIc and IV PPSPC and received standard carbo-taxol chemotherapy, whereas bevacizumab was added in the 5 more recent cases. Median overall survival was 24 months.

The median age of the patients was 66 years ranging from 44 to 76 years. Clinically PPSPC presented with abdominal distention and pain (17/19 cases), constipation (6/19), while 14 patients complained of loss of appetite. All patients except for one had abnormal values of CA-125 at the time of initial diagnosis, ranging from 119 to 12767.3 U/ml, with a median value of 565 U/ml. HE4 was measured in the 4 more recent patients and the average was 372.85 pmol/l, ranging between 185 and 627 pmol/l. Median values of NLR (neutrophil-to-lymphocyte ratio) and PLR (platelet-to-lymphocyte ratio) were calculated for all patients studied and the median values were found to be 5.94 (range:1.7-17.93) and 140 (range:68.9-625.9) respectively. Perioperative PCI (peritoneal cancer index) was estimated from 6 to 20 (average: 13). Optimal debulking (residual tumor size less than 1cm) was achieved in 5 cases. All patients were staged as IIIc and IV in accordance with FIGO staging classification, and received standard carbo-taxol chemotherapy, whereas bevacizumab (Avastin) was added in the 5 more recent cases. Median overall survival was 24 months, ranging from 13 to 39 months.

Conclusion: PPSPC is a rare malignancy the management of which should take place in tertiary oncologic centers.



Oral Presentations

O06

PROGNOSTIC VALUE OF METASTATIC LYMPH NODES IN ADVANCED OVARIAN CANCER

Tentes A.A.¹, Panoskaltis T.^{1,2}, Pallas N.¹, **Karamveri C.**¹, Kyziridis D.³, Hristakis C.³, Kiriakopoulos V.¹, Kalakonas A.³, Vaikos D.³, Tzavara C.⁴, Papadimitriou C.⁵

¹Department of Surgical Oncology, Peritoneal Surface Malignancy Program, Metropolitan Hospital, N. Faliro, Athens, Greece

²Gynaecological Oncology Unit, 2nd Academic Department of Obstetrics and Gynaecology, Aretaieion Hospital, National and Kapodistrian University of Athens, Greece

³Department of Surgical Oncology, Peritoneal Surface Malignancy Program, Euromedica Kyanous Stavros, Thessaloniki, Greece

⁴Centre for Health Services Research, Department of Hygiene, Epidemiology and Medical Statistics, School of Medicine, National and Kapodistrian University of Athens, Greece

⁵Oncology Unit, 2nd Department of Surgery Aretaieion Hospital, National and Kapodistrian University of Athens, Athens, Greece

Objectives: The addition of colectomy and extensive lymphadenectomy in the treatment of advanced ovarian cancer has been questioned. The objective of the study is the identification of the rate of metastatic lymph nodes according to their anatomic distribution, and its possible influence on survival and recurrence in advanced ovarian cancer.

Methods: Retrospective analysis of 152 patients with advanced ovarian cancer that underwent complete (CC-0) or near-complete (CC-1) cytoreduction which included at least one colonic resection. Clinical and histopathological variables were correlated to survival and recurrence.

Results: The mean age of the patients was 58.8 years. CC-0 surgery was possible in 72.4%. The rates of in-hospital mortality and major morbidity were 2.6% and 15.7%, respectively. Only, 122 (80.3%) patients were able to complete adjuvant systemic chemotherapy (ASCH). Metastatic total lymph nodes (TLN), para-aortic and pelvic (PAPLN) lymph nodes and large bowel lymph nodes (LBLN) were 58.7%, 58.5%, and 51.3%, respectively. The median, 5- and 10-year survival rate was 39 months, 43%, and 36.2%, respectively. The recurrence rate was 35.5%. On univariate analysis, CC-1, high Peritoneal Cancer Index (PCI), in-hospital morbidity, and no adjuvant chemotherapy were adverse prognostic factors both for survival and recurrence. On multivariate analysis, negative prognostic survival indicators were the advanced age of patients, extensive peritoneal dissemination, low total number of resected lymph nodes (TLN) and no systemic PAPLN, while metastatic LBLN and segmental resection of the small bowel (SIR) were associated with a high risk for recurrence.

Conclusions: Retroperitoneal lymph nodes are frequently involved in advanced ovarian cancer. Our data show that extensive lymphadenectomy, including LBLN and PAPLN, may be essential in advanced ovarian cancer surgery, as it may confer to survival improvement and decrease the risk of recurrence.



Oral Presentations

O07

RESIDUAL OR RECURRENT OVARIAN CANCER: DIFFERENCE IN PROGNOSIS?

Iavazzo C.¹, Kopanakis N.², Christopoulou A.³, Spiliotis J.^{4,5}

¹Gynaecological Oncology Department, Metaxa Cancer Hospital, Piraeus, Greece

²Surgical Oncology Department, Metaxa Cancer Hospital, Piraeus, Greece

³Medical Oncology Department Saint Andrews Hospital, Patra, Greece

⁴Surgical Oncology and HIPEC Department, Athens Medical Center, Athens, Greece

⁵Surgical Oncology and HIPEC Department, European Interbalkan Medical Center, Thessaloniki, Greece

Aim: To discuss the possible differences in survival between residual and recurrent disease in ovarian cancer patients presenting with disease relapse.

Material and methods: 200 women with ovarian carcinoma relapse during the period 2005-2017 were retrospectively studied using our database.

Results: The main sites of residual disease included great omentum, epiploic appendices, liver round ligament, gallbladder, cervical/vaginal stump. Median survival for women with residual disease treated with CRS +HIPEC+ systemic chemotherapy was 38 months compared to the control group which reached 23,8 months. The morbidity rates were 18% versus 7% respectively while the mortality rates were 2.5% versus 1.3%. The main sites of recurrent disease included mesentery, pelvic floor, diaphragm, and Glisson's capsule. Women with recurrent disease treated with CRS +HIPEC+ systemic chemotherapy had median survival rates of 26 months versus 16 months in the control group. The morbidity rates were 22% versus 15% respectively while the mortality rates were 3.3% versus 0%.

Conclusion: A different prognosis is presented in women undergoing secondary debulking plus HIPEC for ovarian carcinoma relapse when comparing cases with residual to those with recurrent disease.

O08

SEVERE HYPERNATRAEMIA FOLLOWING SODIUM THIOSULFATE IN PERITONEAL CARCINOMATOSIS CYTOREDUCTIVE SURGERY AND HYPERTHERMIC INTRAPERITONEAL CHEMOTHERAPY

Tse A., Amin T., Al Shahrani M., Sarkar A., Alzahrani N., Liauw W., Morris D.

University of New South Wales, St. George Public Hospital, Sydney, Australia

Purpose: Cytoreductive surgery (CRS) and hyperthermic intraperitoneal chemotherapy (HIPEC) has evolved as an effective method for the management of selected patients with peritoneal carcinomatosis (PC). Cisplatin is one commonly used agent for HIPEC for peritoneal spread from mesothelioma, ovarian and gastric primary cancers. Nephrotoxicity is the primary dose-limiting toxicity associated with the administration of cisplatin. When intraperitoneal cisplatin therapy is combined with intravenous sodium thiosulfate (STS), it has been shown to offer significant protection against renal damage. However, there have been reports of biochemical disturbances secondary to STS use.

Methodology: Analysis of prospectively collected biochemistry data of patients who received intraperitoneal cisplatin with and without concomitant STS during CRS for PC.

Results: Ten patients had STS with CRS for PC from mesothelioma (n=4) and ovarian cancer (n=6). 124



Oral Presentations

did not receive STS. The differences in serum sodium between STS and non-STS cohorts were compared (mean). There was an early significant difference at Day 0 (149.6 vs 143.3, $p=0.001$) and D1 (147.1 vs 143.3, $p=0.034$). This was persistent to D3 (145.0 vs 140.5 $p=0.006$). Two patients within the STS group developed severe delirium correlating with severe hypernatraemia. We observed a trend of acute severe hypernatraemia, increased anion gap and metabolic acidosis, in the immediate postoperative period following STS administration. There were no major differences in preoperative serum sodium, ASA score, intraoperative fluid management and the other measured metabolic parameters.

Conclusion: Cautious administration of concomitant STS with cisplatin HIPEC was suggested due to potential severe hypernatraemia.



Index of Authors

A	
Al Shahrani M.	008
Alzahrani N.	008
Amin T.	008
B	
Blontzos N.	005
Borsano A.	004
C	
Christopoulou A.	007
D	
De Simone M.	004
Deskou E.	001
E	
Efstathiou E.	003
F	
Farmakis D.	003
Fetsych M.	002
Fetsych T.	002
Fotiou A.	C02
G	
Giannone G.	004
H	
Hristakis C.	006
I	
Iavazzo C.	C01, C02, O05, O07
Ivros N.	001
K	
Kalakonas A.	006
Kalinoglou N.	005
Kalles V.	001
Karamveri C.	006
Kiriakopoulos V.	006
Kopanakis N.	003, 007
Kouostas P.	003
Kyriazanos I.	001
Kyziridis D.	006
L	
Liauw W.	008
M	
Marocco F.	004
Metaxas T.	003
Mittica G.	004
Morris D.	008
N	
Ntinas A.	003
P	
Pallas N.	006
Panoskaltsis T.	006
Papadimitriou C.	006
Papageorgiou D.	001
Ponzone R.	004
Psomiadou V.	C01, O05
R	
Robella M.	004



Index of Authors

S

Sarkar A.	008
Spiliotis J.	003, 007
Stamos N.	001

T

Tentes A.A.	006
Tse A.	008
Tuninetti V.	004
Tzavara C.	006

V

Vafias E.	005
Vaikos D.	006
Vaira M.	004
Valabrega G.	004
Volodko N.	002
Vorgias G.	005

Y

Yarema R.	002
-----------	-----

Z

Zoulamoglou M.	001
----------------	-----



General Information

Dates and Symposium Venue

April 11th - 13th 2019

Eugenides Foundation

(387 Syggrou Ave, 175 64, Palaio Faliro, Athens, Greece, www.eugenfound.edu.gr)

Registration Fees

Category	Fee
Specialists	500€
Residents	320€
Post Graduate Students	125€
Nurses	80€
Undergraduate Students	50€
Undergraduate Students (participation only)	Free
One day Registration	150€

***VAT 24% is included in the above mentioned fees**

Official Language

English will be the official language of the Symposium and no simultaneous translation will be provided.

CME Accreditation

The **PSOGI International Symposium on Advanced Ovarian Cancer** has been accredited by the European Accreditation Council for Continuing Medical Education (EACCME®) with **12** European CME credits (ECMEC®s).

Certificate of Attendance

According to the European Accreditation Council for Continuing Medical Education (EACCME®), each medical specialist should claim only those credits that he/she actually spent in the educational activity.

Certificates will be provided after the completion of the Scientific Program.

Symposium Badge

Please wear your name badge at all times. Entrance to the Symposium area will only be permitted to guests wearing their name badge.

Bar Code

A bar code system will be implemented during the Symposium.

Exhibition

Within the Symposium area there will be an exhibition of medical equipment and pharmaceutical products.



PSOGI International Symposium on Advanced Ovarian Cancer

Causes, Symptoms and Treatments Multidisciplinary Approach



Presentations

Available visual equipment for all presentations will be through power point presentation. For power point use, your presence to the "technical reception desk" is required one hour prior to the time of your presentation in order to check the compatibility of your cd or usb stick and to copy the relevant files. Use of personal computers will not be feasible.

Currency

Greece's monetary unit is the Euro. No other currency is accepted and it is best to exchange dollars or other currency at a bank. The **exchange rates** are all the same throughout the country and you exchange money at a bank or official exchange shop where you will get the best running rates. Banks are open from 9:00 AM until 2:00 PM.

Insurance

We cannot accept responsibility for any personal loss, accidents or damages to participants and/or accompanying persons. Participants are strongly advised to obtain personal insurance to cover any eventuality that may occur during the Symposium.

Symposium Secretariat



Global Events
...makes the difference!
Conference & Event Management

www.globalevents.gr

THESSALONIKI OFFICE

📍 50A Stadiou Street
55534 Thessaloniki, Greece

☎ +302310 247743

📠 +302310 247746

@ info@globalevents.gr

ATHENS OFFICE

📍 2, Valestra str. & 168, Syngrou Av.,
17671, Kallithea, Athens, Greece

☎ +30 210 3250260

📠 +30 2310 247746

@ athens@globalevents.gr

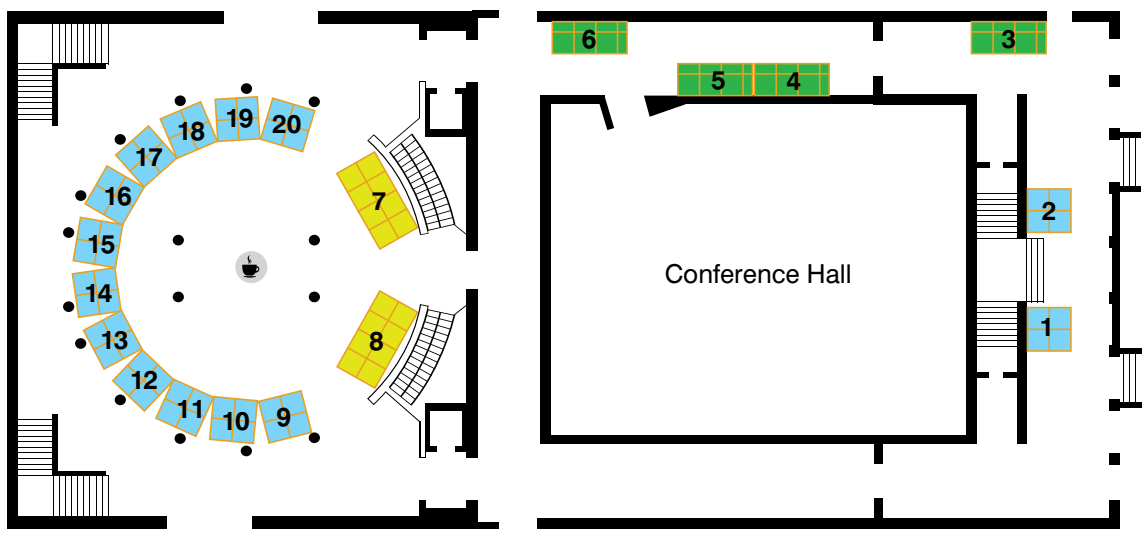


PSOGI International Symposium on Advanced Ovarian Cancer

Causes, Symptoms and Treatments Multidisciplinary Approach



Floor Plan



- Stand 7
- Stand 8
- Stand 9
- Stand 14



- Stand 15
- Stand 19
- Stand 20





Sponsors' Profile



Located in the internationally well-known Mirandola Bio-medical district (Italy), RanD is a knowledge-based company, established in 1999 exploiting more than 30 years' experience in the bio-medical field.

RanD has 20 years' experience in the field of Surgical Oncology. It's the 1st Market Leader present in 46 Countries worldwide and with more than 30.000 patients treated with HIPEC.

RanD is specialized in the development of technologically innovative systems based on extracorporeal circulation technologies, marked, at the same time, by extremely simplified operative management.

During the years RanD has established a close collaboration with internationally renowned physicians, which provide an essential contribution to the development of systems that meet users' needs. To this purpose RanD is in active cooperation with the organization committees of congresses and International scientific events; it also performs a constant training activity addressed to physicians and technicians in the field



Gamida, a French manufacturer of medical devices, has more than 12 years of expertise in hyperthermic chemotherapy with the sunchip system. we have used the qualities and performance of the sunchip I to

create the new generation system. The Sunchip 2 offers versatility, performance, safety, ergonomics and precision. The SunChip 2 adapts to open and closed technics and intervenes in many indications: abdominal, thoracic, gynecological.



improvedmed
medical equipment is Europe

IMPROVED P.C. - "Medical Equipment and Supplies" was established in December 2013 having its premises in Thessaloniki, Greece. Our activity area includes several surgical specialties, of which the most prominent are Urology, General Surgery, Gynecology, ENT. The company's primary focus is to identify and introduce the appropriate products that are in current need in the market. In this direction the company's last addition in product portfolio is Capnopen, which is the first device of its kind for laparoscopic nebulizer for liquids and at

the same time the only approved device worldwide for the treatment of PRESSURIZED INTRAPERITONEAL AEROSOL CHEMOTHERAPY (PIPAC). Since November 2018 our company has already performed more than five procedures within Greece's territory.



The Company was established in June 2006 to become a leading player in providing products and services for the Greek healthcare market.

The company is cooperating with major European (Gamida) and American suppliers (Thompson Surgical, Symmetry Surgical, SENORX) and Korean RF Medical, in the medical area providing high quality healthcare services and products in the Greek market.

Our company's mission is to address physicians needs by providing them with solutions for better patients' outcomes and develop close and long-term relationships with customers through continuous training and clinical support, use in-depth knowledge to deliver cost-effective, value-driven, and real-world solutions, maintain strong team of certified and skilled professionals and continuously enrich our product portfolio to cover all specialties. Novel Medical SA: 13, Krinis Str., GR 14235, N.Ionia, Greece, Tel.: +30 210 6813329, Fax: +30 210 6813326, www.novelmedical.gr



Synergy Health Care S.A., was established on September 2012, from people with years of experience in the field, with purpose to import, represent and trade quality and innovative medical products, which are going to be easily established in the Greek market and they are going to cover the needs of the doctors,

in the most efficient, faster and easier way for diagnose and therapy of their patients.

The company initially is focused in the following categories of products:

- Oncology
- General Surgery
- Interventional Radiology
- Disposable medical devices
- Vascular



ThermoSolutions Inc. with main offices in the USA and the Netherlands is a Hyperthermic Perfusion Company that is fully dedicated to this treatment since 25 years.

Our Hyperthermic Perfusion Systems the ThermoChem™ HT-2000 and ThermoChem™ HT-2500 are very efficient and easy to use. We offer different versions of disposable kits. Each version can be used in both open, closed or laparoscopic procedures.

Training and support play a key role in our strategy and our success worldwide.

Visit us at www.thermasolutions.com for more information.



Acknowledgements

The Organizing Committee would like to acknowledge the success of the Symposium to the following companies-partners.

SILVER SPONSOR



SPONSORS



improvedmed
medical equipment & supplies





PSOGI International Symposium on Advanced Ovarian Cancer

Causes, Symptoms and Treatments Multidisciplinary Approach



Notes

A series of horizontal dotted lines for taking notes.



PSOGI International Symposium on Advanced Ovarian Cancer

Causes, Symptoms and Treatments Multidisciplinary Approach



Notes

A series of horizontal dotted lines for taking notes.



PSOGI International Symposium on Advanced Ovarian Cancer

Causes, Symptoms and Treatments Multidisciplinary Approach



Notes

A series of horizontal dotted lines for taking notes, filling most of the page.



PSOGI International Symposium on Advanced Ovarian Cancer

Causes, Symptoms and Treatments Multidisciplinary Approach



Notes

A series of horizontal dotted lines for taking notes.



PSOGI International Symposium on Advanced Ovarian Cancer

Causes, Symptoms and Treatments Multidisciplinary Approach



Notes

A series of horizontal dotted lines for taking notes.



www.rand-biotech.com

YOUR PARTNER IN REGIONAL CANCER THERAPIES

HIPEC Hyperthermic Intra-Peritoneal Chemotherapy

HITHOC Hyperthermic Intra-Thoracic Chemotherapy

ILP Isolated Limb Perfusion

ILiP Isolated Liver Perfusion

ILuP Isolated Lung Perfusion



MARKET
LEADER

25.000
TREATED
PATIENTS

20
YEARS'
EXPERIENCE



RAND ACADEMY

